

BEFORE SEEDING

FIRST DAY

CHOOSE ANY ONE



ORGANIC MANURE



AGRO BOOSTER



AFTER 1 DAY



NOW START THE SEEDING PROCESS

SPROUT STAGE TO FLOWERING STAGE (LESS THAN 1 FEET)

1st DAY

**ORGANIC MICRO NUTRIENTS
(10ML)**




+

**ADD AGRO 80 PLUS
(50ML)**



+

**MIX WITH 15 LITRE
WATER & SPRAY EVENLY**



SPROUT STAGE TO FLOWERING STAGE (LESS THAN 1 FEET)

CHOOSE ANY ONE

20TH DAY

**AGRO CROP CARE/
FUNGI CARE (10ML)**

+

**ADD AGRO 80 PLUS
(50ML)**

+

**15 LITRE WATER -
DEPEND UPON CROP**



SPROUT STAGE TO FLOWERING STAGE (LESS THAN 1 FEET)

40th DAY


**AGRO HUMIC EXTRACT
(10ML)**

+

**ADD AGRO 80 PLUS
(50ML)**

+

**MIX WITH 15 LITRE
WATER & SPRAY EVENLY**



NOTE: REPEAT TILL FLOWER START GROWTH AT HEIGHT 7-9 FEET

AT FLOWERING STAGE TO HARVESTING

1st DAY


**FLOWER BOON EXTRACT
(10ML)**

+

**ADD AGRO 80 PLUS
(50ML)**

+

**MIX WITH 15 LITRE
WATER & SPRAY EVENLY**



AT FLOWERING STAGE TO HARVESTING

20TH DAY

**AGRO CROP CARE
(10ML)**

+

**ADD AGRO 80 PLUS
(50ML)**

+

**15 LITRE WATER -
DEPEND UPON CROPS**



AT FLOWERING STAGE TO HARVESTING

40th DAY


**AGRO HUMIC EXTRACT
(10ML)**

+

**ADD AGRO 80 PLUS
(50ML)**

+

**MIX WITH 15 LITRE
WATER & SPRAY EVENLY**



NOTE: REPEAT THE PROCESS TILL HARVESTING